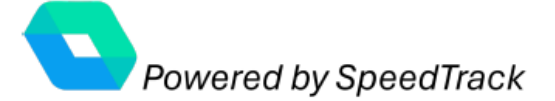


HQI Top 10 Disparities

PIONEERS MEMORIAL HEALTHCARE DISTRICT-106130760

Date Published: Sep 24, 2025 00:20:17

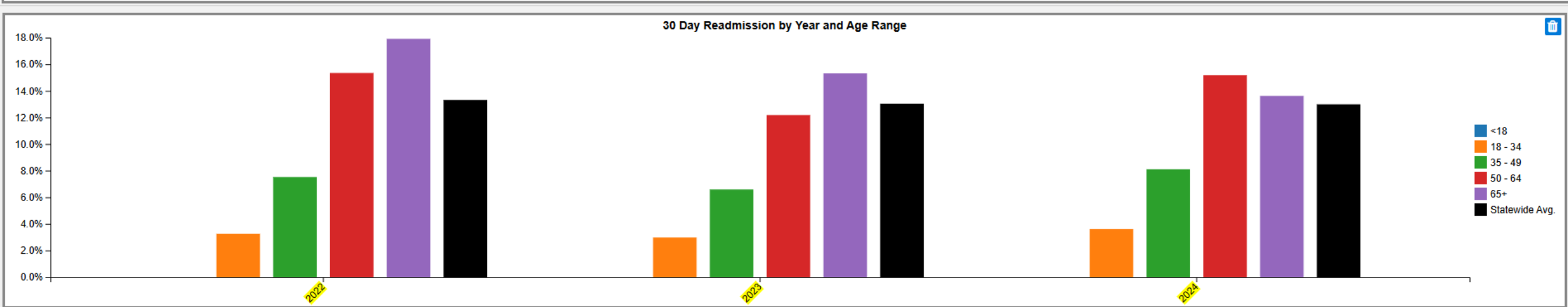
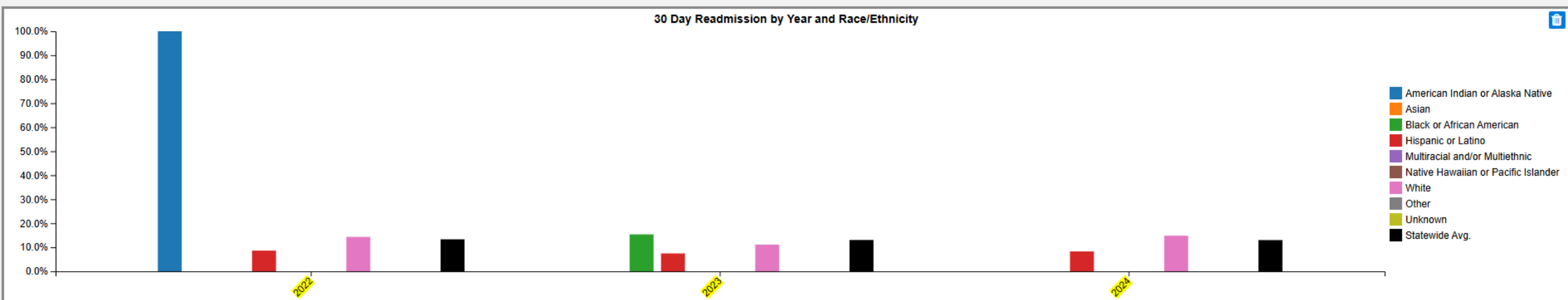


Disparity	Measure	Stratification	Disparity Group	Disparity Rate	Reference Group	Reference Rate	Rate Ratio	Preferred Rate
1	HCAI All-Cause Unplanned 30-Day Hospital Readmission Rate	Age (excluding maternal measures)	50 to 64	15.2	18 to 34	3.6	4.2	Lower Rate Preferred
2	HCAI All-Cause Unplanned 30-Day Hospital Readmission Rate	Age (excluding maternal measures)	65 and older	13.6	18 to 34	3.6	3.8	Lower Rate Preferred
3	HCAI All-Cause Unplanned 30-Day Hospital Readmission Rate	Expected Payor	Medicare	13.3	Private	4.8	2.8	Lower Rate Preferred
4	HCAI All-Cause Unplanned 30-Day Hospital Readmission Rate	Age (excluding maternal measures)	35 to 49	8.1	18 to 34	3.6	2.2	Lower Rate Preferred
5	HCAI All-Cause Unplanned 30-Day Hospital Readmission Rate	Sex Assigned at Birth	Male	14.0	Female	7.2	2.0	Lower Rate Preferred
6	HCAI All-Cause Unplanned 30-Day Hospital Readmission Rate	Race and/or Ethnicity	White	14.8	Hispanic or Latino	8.3	1.8	Lower Rate Preferred
7	HCAI All-Cause Unplanned 30-Day Hospital Readmission Rate	Expected Payor	Medicaid	8.3	Private	4.8	1.7	Lower Rate Preferred

# HQIP Equity Dashboard

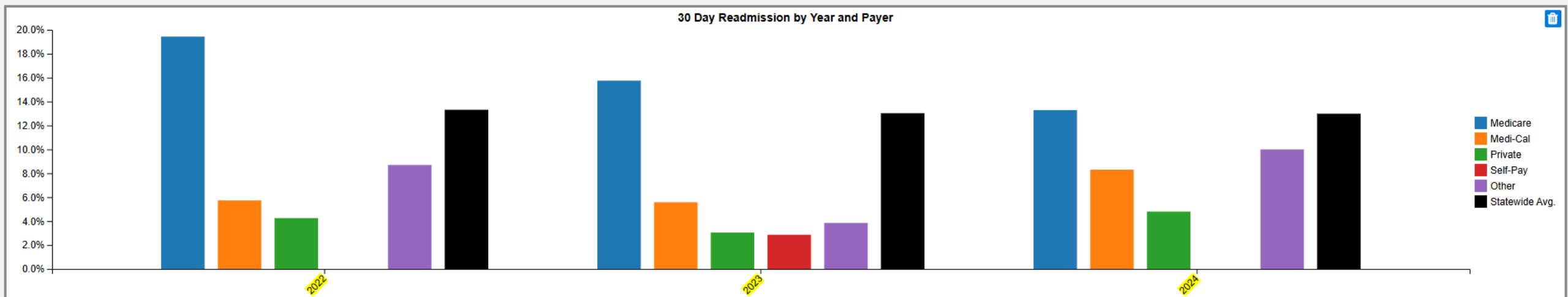
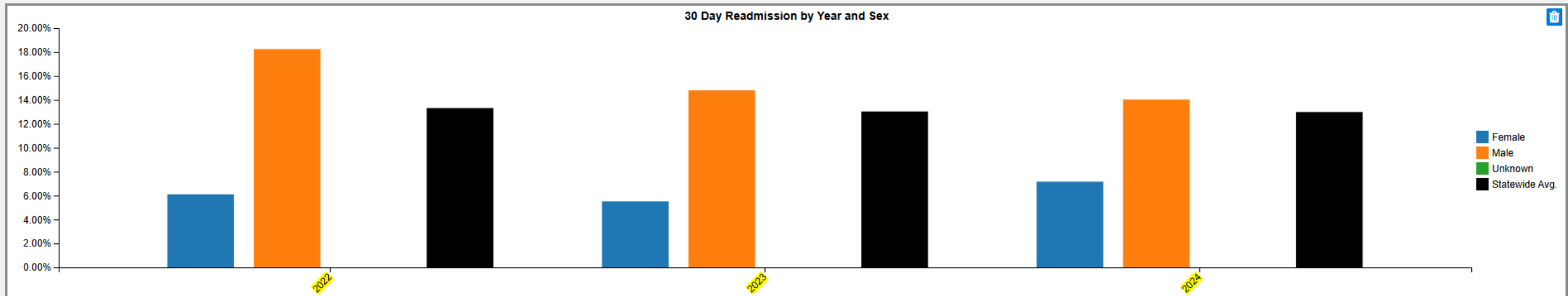
## Rates Displayed in Figures and Tables

<	Age Ranges	Social Determinants	Preferred Language	Sepsis Mortality	Pneumonia Mortality	Surgical Death Rate	Cesarean TSV	Vaginal VBAC Rate	Adult All Cause Readmissions	Psych Readmissions	Pediatric All Cause Readmissions	>
---	------------	---------------------	--------------------	------------------	---------------------	---------------------	--------------	-------------------	------------------------------	--------------------	----------------------------------	---



# HQIP Equity Dashboard

## Rates Displayed in Figures and Tables



# HQIP Equity Dashboard

## Rates Displayed in Figures and Tables

<	Age Ranges	Social Determinants	Preferred Language	Sepsis Mortality	Pneumonia Mortality	Surgical Death Rate	Cesarean TSV	Vaginal VBAC Rate	Adult All Cause Readmissions	Psych Readmissions	Pediatric All Cause Readmissions	>
---	------------	---------------------	--------------------	------------------	---------------------	---------------------	--------------	-------------------	------------------------------	--------------------	----------------------------------	---

